



Positioning guide


Installation examples

A Building with gate and overhead door

Building with gate and overhead door distant from each other less than 15 meters: 1 SOLO

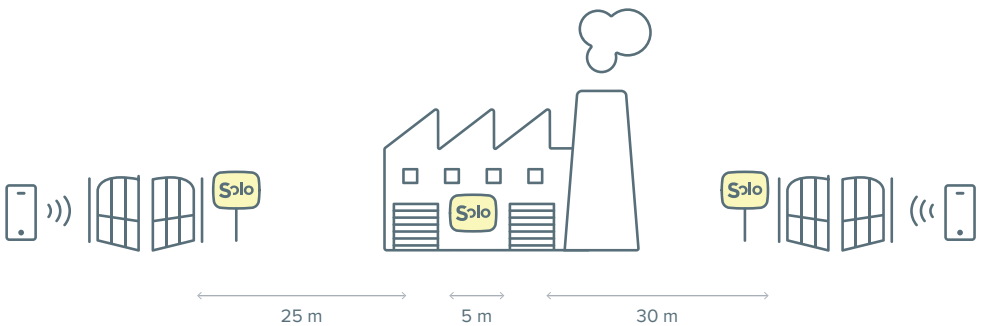


Building with gate and overhead door distant more than 15 meters: 2 SOLO




B Building with 2 gates and 2 overhead doors

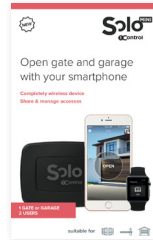
Building with 2 gates and 2 overhead doors distant more than 15 meters: 3 SOLO



Recommended product

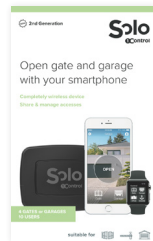
2  Building with 2 users


Example: home



< 10  Building with less than 10 users

Example: home, office



> 10  Building with more than 10 users

Example: company, B&B, hotel, condominium

